

Manhole Brace

USER GUIDE

www.actavo.com



Health and safety legislation states that construction equipment users should formulate a site specific Safe System of Work to undertake any work they are planning. This leaflet was designed to offer basic instruction of Shoring Equipment Systems including the assembly, installation and extraction of the Manhole Braces. The correct sizes and weights of the components will also be shown so that use of equipment can be planned ahead. It is necessary that users enforce the appropriate safety practices of excavations and trenching throughout installation.

Manhole Brace

USER GUIDE

The users of Shoring Equipment should be familiar, confident and competent when handling and installing boxes and accessories. Actavo excavation systems can be supplied with a full range of additional safety products including ladder access and guardrails as well as various other ancillary products. These products are designed to act in accordance with the practice of Shoring Equipment and meet the requirements of the Lifting Operations & Lifting Equipment Regulations, Work at Height Regulations and the Confined Spaces Regulations.

Personnel should make themselves aware that certain conditions such as the close proximity of structures, site roads, railways and excavated materials near the trench can all increase surrounding earth pressures. If in doubt please seek advice.

For additional details please contact Actavo Shoring Department on:

Freephone: 0800 083 7466.


Email: shoring@actavo.com

FREEPHONE: 0800 083 7466

ASSEMBLE



Stage 1:
Assemble the frame by placing legs on firm level ground.




Stage 1:
Connect each corner pins and clips.


INSTALL




Stage 1:
Dig a Shallow Excavation.



Stage 2:
Lift the braces into the excavation.



Stage 3:
Place braces one on top of the other.



Stage 4:
Install Trench Sheets.



Stage 5:
Attach holding chains to each brace.



Stage 6:
Pump braces with Shoring fluid to hold in place. Once complete, install Ladder Access and Guardrails. Enter excavation once safety is declared.

FREephone: 0800 083 7466

SAFETY TIPS

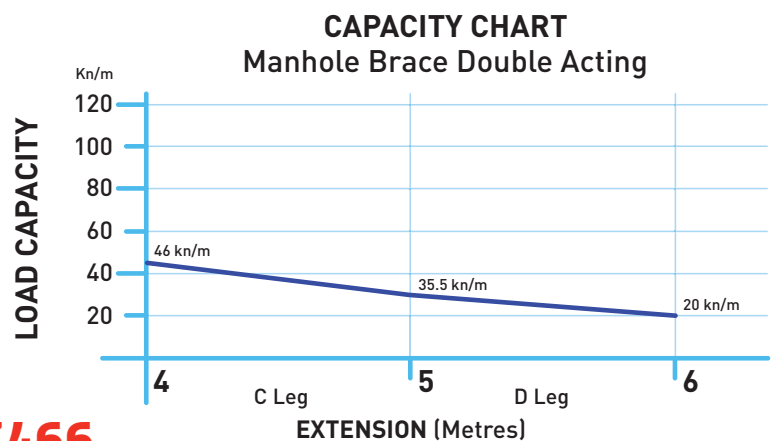
- Please refrain from using Manhole Braces on unstable ground, near site roads, railways and within close proximity to structures due to increase in Earth Pressure.
- Plan all excavations ahead of time to ensure that the correct lifting operations can be used.
- Ensure that all personnel required to install this equipment are suitably trained and supervised whilst assembly and installation is in progress.
- Inspect all components before use.
- Trench Sheets should never be left flying above the base of the excavation.
- Only access the excavation via ladder access.
- Never remove braces or sheets whilst personnel are inside the excavation.
- Attach Ladder Access and Guardrails before use.
- Do not enter excavation until braces/rams are up to pressure.
- Do not over extend the braces or rams.
- Seek advice if you are in doubt.

ANCILLARIES



Single Acting Manhole Braces	Type A		Type B	
	Min	Max	Min	Max
Dimension Sheet to Sheet (mm)	2000	3000	3000	4000
Leg Weight (kg)	120	120	170	170
Section Size (mm)	120x120	120x120	120x120	120x120

Double Acting Brace Type	Type C		Type D	
	External (mm)	Weight (kg)	Section Size (mm)	Weight (kg)
External (mm)	3980	4980	4980	5980
Weight (kg)	1276	1276	1488	1488
Section Size (mm)	220x220	220x220	220x220	220x220



FREEPHONE: 0800 083 7466

SCOTLAND & NORTH REGION

Dundee

6 George Buckman Drive,
Dundee, DD2 3SP
Tel: 01382 227 552
dundee.hire@actavo.com

Edinburgh

Unit 2, West Harbour Road,
Granton, Edinburgh, EH5 1PP
Tel: 0131 552 7534
edinburgh.hire@actavo.com

Gateshead

Nest Road, Felling Industrial Estate,
Gateshead, Tyne & Wear, NE10 0LU
Tel: 0191 469 8125
gateshead.hire@actavo.com

Glasgow

37 Colquhoun Avenue,
Hillington Industrial Estate,
Glasgow, G52 4PL
Tel: 0141 810 8350
glasgow.hire@actavo.com

Manchester

Elm Grove, Sale, Cheshire,
M33 7JY
Tel: 0161 969 3925
manchester.hire@actavo.com

Teesside

Brenda Road, Hartlepool, TS25 2BT
Tel: 01429 261 444
teesside.hire@actavo.com

CENTRAL REGION

Brigg

Island Carr Industrial Estate,
Island Carr Road, Brigg,
North Lincolnshire, DN20 8PD
Tel: 01652 601 390
brigg.hire@actavo.com

King's Lynn

23 Maple Road,
Saddlebow Industrial Estate,
King's Lynn, Norfolk, PE34 3AH
Tel: 01553 771 465
kingslynn.hire@actavo.com

Leeds

Unit 7, Hawthorne Court,
Howley Park Road, Morley,
Leeds, LS27 0BN
Tel: 0113 387 0630
leeds.hire@actavo.com

Norwich

Arminghall Close, Woodcock Road,
Norwich, NR3 3UE
Tel: 01603 309 010
norwich.hire@actavo.com

Nottingham

Manor House Road, Long Eaton
Nottingham, NG10 1LR
Tel: 0115 946 7660
nottingham.hire@actavo.com

Peterborough

Unit 5, Fengate Trade Park,
Second Drove, Peterborough,
Cambridgeshire, PE1 5XA
Tel: 01733 890 009
peterborough.hire@actavo.com

South Yorkshire

Unit 14, Meadow Bank Works,
Meadow Bank Road, Rotherham,
South Yorkshire, S61 2NF
Tel: 01709 554 149
southyorkshire.hire@actavo.com

SOUTH EAST REGION

Chelmsford

Unit 14, Temple Wood Industrial
Estate, Stock Road, Chelmsford,
CM2 8LA
Tel: 01277 841 670
chelmsford.hire@actavo.com

East London - Bow

Unit 3, Primrose Works,
10 Stour Road, Bow, London,
E3 2NT
Tel: 020 8533 7333
bow.hire@actavo.com

South London - Thornton Heath

Station Yard, 56 Brigstock Road,
Thornton Heath, Surrey, CR7 8RX
Tel: 020 8689 6044
croydon.hire@actavo.com

Luton

227-231 Selbourne Road,
Luton, Bedfordshire, LU4 8NR
Tel: 01582 491 000
luton.hire@actavo.com

Maidstone

Unit 4, St Michaels Close,
Aylesford, ME20 7XE
Tel: 01622 794 450
kent.hire@actavo.com

West London - Uxbridge

Wallingford Road, Uxbridge,
Middlesex, UB8 2XS
Tel: 01895 527 666
uxbridge.hire@actavo.com

SOUTH WEST REGION

Birmingham

319 Shady Lane, Great Barr
Birmingham, B44 9EA
Tel: 0121 366 7840
birmingham.hire@actavo.com

Bournemouth

Unit 158, Eastern Business Park,
Bournemouth International Airport,
Christchurch, Dorset, BH23 6NE
Tel: 01202 591 255
bournemouth.hire@actavo.com

Bristol

Silverthorne Lane, St. Philips,
Bristol, Avon, BS2 0QD
Tel: 0117 972 3353
bristol.hire@actavo.com

Cardiff

Longships Road, Cardiff Docks
CF10 4RP
Tel: 029 2079 1188
cardiff.hire@actavo.com

Chichester

Units A & B, Tokar Industrial Estate,
Yapton Lane, Walberton,
West Sussex, BN18 0AS
Tel: 01243 558 290
chichester.hire@actavo.com

Exeter

Cofton Road, Marsh Barton,
Exeter, Devon, EX2 8QW
Tel: 01392 273 595
exeter.hire@actavo.com

Truro

Perranwell Station,
Perranwell, Near Truro,
Cornwall, TR3 7LG
Tel: 01872 870 078
truro.hire@actavo.com

SHORING

Birmingham

319 Shady Lane, Great Barr
Birmingham, B44 9EA
Tel: 0121 366 7840
birmingham.shoring@actavo.com

Northampton

21-22 Enterprise Road, Raunds
Northampton, NN9 6JE
Tel: 01933 462 190
raunds.shoring@actavo.com

West London - Uxbridge

Wallingford Road, Uxbridge,
Middlesex, UB8 2XS
Tel: 01895 527 675
uxbridge.shoring@actavo.com

IRELAND

Cork

Silver Bullet Industrial Estate,
Glanmire, Co. Cork, Ireland
Tel: +353 21 486 6400
cork.hire@actavo.com

Dublin

Killeen Road, Dublin,
Co. Dublin, Ireland
Tel: +353 1 601 1500
dublin.hire@actavo.com

Galway

Airglooney Industrial Estate,
Tuam, Co. Galway, Ireland
Tel: +353 93 60470
galway.hire@actavo.com

Santry

Turnapin Lane, Old Swords Road,
Cloghran, Co. Dublin, Ireland
Tel: 01 901 8690
dublin.hire@actavo.com

Shoring Depots

21-22 Enterprise Road, Raunds, Northampton, Northamptonshire, NN9 6JE
Tel: +44 (0)1933 462190 | Fax: +44 (0)1933 462199
Email: raunds.shoring@actavo.com

319 Shady Lane, Great Barr, Birmingham, B44 9EA
Tel: +44 (0)121 3667840 | Fax: +44 (0)121 3667849
Email: birmingham.shoring@actavo.com

Wallingford Road, Uxbridge, Middlesex, UB8 2XS
Tel: +44 (0)1895 527675 | Fax: +44 (0)1895 527689
Email: uxbridge.shoring@actavo.com

FREEPHONE: 0800 083 7466



Hire & Sales Solutions

Unit C, Cedar Court Office Park, Denby Dale Road, Calder Grove,
Wakefield, West Yorkshire, WF4 3QZ
Tel: +44 (0)1924 416000 | Fax: +44 (0)1924 366250
Email: quoteme@actavo.com

www.actavo.com